

JUKI®

MB-1370 Series

Single-thread, Chainstitch, Button Sewing Machine
(thread-fray-prevention ON/OFF changeover mechanism)



MB-1370 Series

The sophisticated-form machine with excellent
operability and productivity

MB-1370 Series

Stitch shape can quickly be changed over between

⊗ and ⊗ button-hole configurations. (only for MB-1377)



⊗ **Thread-fray-prevention ON/OFF changeover mechanism**

The machine is provided as standard with a "thread-fray-prevention ON/OFF changeover mechanism" to help produce beautiful seams with added durability.

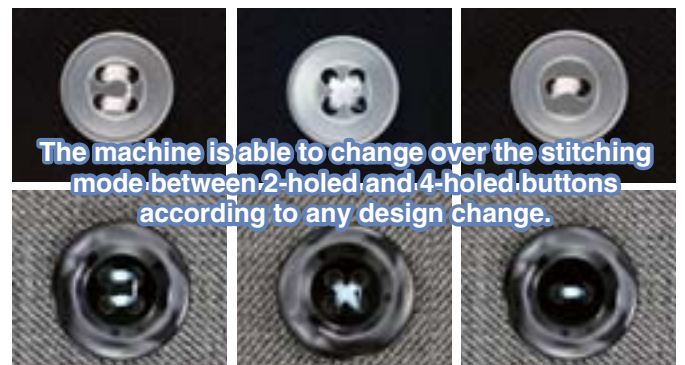
⊗ **Speedy sewing**

The machine sews buttons with an optimum number of stitches; 8, 16 or 32, according to the sewing conditions.

⊗ **Attachments**

The attachments used for your conventional machines are applicable as they are.

The single-thread, chainstitch, button sewing machine, which is frequently used for sewing buttons on men's wear and blouses under different sewing conditions, has been redesigned with its capabilities upgraded.



The machine is able to change over the stitching mode between 2-holed and 4-holed buttons according to any design change.

Stitch shape can easily be changed over between ⊗ and ⊗ button-hole configurations only by operating the lever. In addition, this single machine is able to sew two different kinds of buttons to save space and increase availability. (MB-1377)

Finished stitches do not fray, even after durability-to-laundry tests of 200 times or more.

■ The machine is equipped as standard with thread-fray-prevention function.



⊗ **ON/OFF changeover mechanism**

Cancel the thread-fray-prevention function by changeover function when not required such as label attaching..

Durability has already been proven at QTEC* using the JISL0217103 method. It was shown to be extremely high.


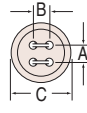

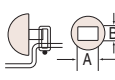




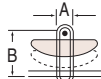
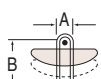




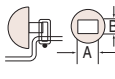




■ Difference in knot tying methods

<p>Conventional machine</p>	<p>The last stitch</p>	
<p>With thread-fray-prevention function. MB-1373/1377</p>	<p>Since the thread knot is securely tied, the last stitch is unlikely to loosen.</p>	<p>In the event that the last stitch comes untied, the thread will not easily come off.</p>

* Japan Textile Products Quality and Technology Center : Japan's first "ISO 9002"-approved testing body for textile products.

ATTACHMENT TABLE

● Existing attachments are applicable.

Application			Sketch	Attachment		
				Part No.	Symbol	
 For flat buttons	Small- to large-buttons thickness 5.0mm	Left		<ul style="list-style-type: none"> Button size A: 0~6.5mm (MB-1373) 0~4.5mm (MB-1377) B: 2.5~6.5mm C: $\phi 10 \sim \phi 28$mm 	D2556-372-CAA	Z556
		Right		<ul style="list-style-type: none"> Button size A: 0~6.5mm (MB-1373) 0~4.5mm (MB-1377) B: 2.5~6.5mm C: $\phi 10 \sim \phi 28$mm 	D2558-372-CAA	Z558
	Large-buttons thickness 3.1mm			<ul style="list-style-type: none"> Button size A: 0~6.5mm (MB-1373) 0~4.5mm (MB-1377) B: 2.5~6.5mm C: $\phi 10 \sim \phi 28$mm 	MAZ-201010A0	Z201
	Medium-buttons thickness 2.8mm			<ul style="list-style-type: none"> Button size A: 0~4.5mm B: 2.5~4.5mm C: $\phi 12 \sim \phi 20$mm 	D2529-373-B00A	Z032
Small-buttons thickness 2.8mm		<ul style="list-style-type: none"> Button size A: 0~3.5mm B: 2.5~3.5mm C: $\phi 10 \sim \phi 12$mm 		B2529-373-000	Z252	
 For shank buttons				<ul style="list-style-type: none"> Button diameter: 16mm or less Shank size A: 4~6mm B: 1.6~3mm 	B2401-373-0BA	Z033
				<ul style="list-style-type: none"> Button diameter: 16mm or less Responds to slight variations in the button shank. 	MAZ-040000AA	Z040*
				<ul style="list-style-type: none"> Buttons with round shanks A: $\phi 5$mm Cloth-to-button distance is small. 	MAZ-04000BAA	Z040B*
 For wrapped-around	1st process			<ul style="list-style-type: none"> Button-to-material distance A: 5.5mm 	B2447-372-0A0	Z004*
				<ul style="list-style-type: none"> Button-to-material distance is adjustable. A: 3mm or more B: 9~18mm 	MAZ-041010A0	Z041
				<ul style="list-style-type: none"> Button-to-material distance is adjustable. The machine is capable of sewing flat buttons without neck wraps. A: 3mm or more B: 9~12mm 	141-34050	Z099*
	2nd process			<ul style="list-style-type: none"> Button diameter: 30mm or less 	B2440-373-0A0	Z035
 For snaps				<ul style="list-style-type: none"> Size A: 8mm 	B2552-373-BAA	Z037
 For metal buttons				<ul style="list-style-type: none"> Button diameter: 16mm or less Shank size A: 3.8~6.4mm B: 0.5~2.5mm 	B2420-373-0AA	Z038
 For stay buttons				<ul style="list-style-type: none"> To be used in combination with the B2447-372-0A0(Z044) To be used in combination with the MAZ-041010A0(Z041) or 141-34050. A: 3.5mm or more 	MAZ-039010A0	Z039*
 For label attaching				<ul style="list-style-type: none"> Zigzag width: 3~6.5mm 	MAT-64401ZBA	Z044**

ATTENTION

* Make sure to change the needle into TQx7 when using attachments
 ** Cancel the thread-fray-prevention function when using attachments

SPECIFICATIONS

Model name	MB-1373	MB-1377
Max. sewing speed	1,500sti/min	
Number of stitches	8,16 and 32 stitches	
Needle (at the time of delivery)	TQ×1(#16)#14 ~ 20	
Feed length (crosswise feed)	2.5 ~ 6.5mm	
Feed length (lengthwise feed)	0 ~ 6.5mm	0 ~ 4.5mm
Stitching shape		
Thread-fray-prevention ON / OFF changeover mechanism	Provided as standard	
Stitching shape changeover type	—	Lever change-over type
Applicable button	Round-shaped flat button (2-holed, 4-holed)	
	Shank button, Wrapped-around button, Snap, Label, Metal button, Stay button (exclusive attachments have to be used)	
Button size	φ 10 ~ 28mm	
Thickness of button	1.8 ~ 3.5mm (options max. 5mm)	
Needle bar stroke	48.6mm	
Lift of the presser foot	9mm	
Sewing system	Single thread chainstitch	
Lubrication	By an oiler	
Lubricating oil	JUKI New Defrix Oil No.1 (equivalent to ISO VG7)	
Machine head weight	24kg	
Power requirement / Motor used	Single- or 3-phase / 200W (1/4HP), General-purpose motor	

**sti/min" stands for "Stitches per Minute."

WHEN YOU PLACE ORDERS

Please note when placing orders, that the model name should be written as follows:

MB1373

Subclass models	Code	Button clamp unit	Code
-shaped, 8, 16 and 32 stitches	00	For flat button (small size (Z252))	S
-shaped, 8, 16 and 32 stitches	11	For flat button (medium size (Z032))	M

MB1377

Subclass models	Code	Button clamp unit	Code
, -shaped, 8, 16 and 32 stitches	12	For flat button (small size (Z252))	S
		For flat button (medium size (Z032))	M

● To order, please contact your nearest JUKI distributor.



JUKI CORPORATION HEAD OFFICE
 An environmental management system to promote and conduct the following:
 (1) Eco-friendly development of products and technologies
 (2) Green procurement and green purchasing
 (3) Energy conservation (reduction in carbon-dioxide emissions)
 (4) Resource saving (reduction of papers purchased, etc.)
 (5) Reduction and recycling of waste
 in the activities of research, development, design, sales, distribution, and maintenance services of industrial sewing machines and industrial robots, etc., including sales and maintenance services of data entry systems.

JUKI® 2-11-1, TSURUMAKI, TAMA-SHI,
 TOKYO 206-8551, JAPAN
 PHONE : (81) 42-357-2254
 FAX : (81) 42-357-2274
 http://www.juki.com

* Specifications and appearance are subject to change without prior notice for improvement.
 * Read the instruction manual before putting the machine into service to ensure safety.